

Industrial metallurgical holding  
FY 2018  
IFRS Financial Results



# DISCLAIMER



THIS DOCUMENT, ITS PRESENTATION AND ITS CONTENTS ARE CONFIDENTIAL AND ARE BEING PROVIDED TO YOU SOLELY FOR YOUR INFORMATION AND MAY NOT BE COPIED, RECORDED, RETRANSMITTED, FURTHER DISTRIBUTED TO ANY OTHER PERSON OR PUBLISHED, IN WHOLE OR IN PART, BY ANY MEDIUM OR IN ANY FORM FOR ANY PURPOSE. FAILURE TO COMPLY WITH THIS RESTRICTION MAY CONSTITUTE A VIOLATION OF APPLICABLE SECURITIES LAWS.

This document and any question and answer session that follows the oral presentation do not contain all of the information that is material to an investor. By attending the meeting where this presentation is made, or by receiving and using this presentation and/or accepting a copy of this document, you agree to be bound by the following limitations and conditions and, in particular, will be taken to have represented, warranted and undertaken that you have read and agree to comply with the contents of this disclaimer including, without limitation, the obligation to keep this document and its contents confidential. This presentation does not constitute an offer or invitation to sell, or any solicitation of any offer to subscribe for or purchase any securities, and nothing contained herein shall form the basis of any contract or commitment whatsoever. No reliance may be placed for any purposes whatsoever on the information contained in this presentation or on its completeness, accuracy or fairness. This presentation has not been approved by the Central Bank of Ireland or any other competent authority.

This presentation has been prepared by PJSC Koks (the "Company") solely for use at a presentation to be held in connection with the proposed offering of loan participation notes issued by KOKS Finance D.A.C. (the "Offering"). The information contained in this document is only current as of the date of the presentation and is subject to further verification and amendment in any way without liability or notice to any person. The opinions presented herein are based on general information gathered at the time of writing and are subject to change without notice. We rely on information obtained from sources believed to be reliable but do not guarantee its accuracy or completeness. In giving the presentation, neither the Company nor its respective advisers and/or agents undertake any obligation to provide the recipient with access to any additional information or to update this presentation or any additional information or to correct any inaccuracies in any such information which may become apparent.

Investors and prospective investors in securities of the Company are required to make their own independent investigation and appraisal of the business and financial condition of the Company and the nature of the securities. Any decision to purchase securities in the context of the proposed Offering, if any, should be made solely on the basis of information contained in an offering circular or prospectus published in relation to such Offering. No reliance may be placed for any purpose whatsoever on the information contained in this presentation, or any other material discussed verbally, or on its completeness, accuracy or fairness. This presentation does not constitute a recommendation regarding securities of the Company.

Neither this presentation nor any copy of it may be taken or transmitted into, or distributed, directly or indirectly in, the United States of America, its territories or possessions. This presentation is not an offer or solicitation to purchase or subscribe for securities in the United States. The securities proposed in the Offering have not been and will not be registered under the U.S. Securities Act of 1933, as amended (the "Securities Act") and may not be offered or sold in the United States absent registration with the United States Securities and Exchange Commission or an exemption from registration under the Securities Act. We do not intend to register any portion of the proposed Offering under the applicable securities laws of the United States or conduct a public offering of any securities in the United States. Subject to certain exceptions, the securities may not be offered or sold within the United States or to U.S. persons as that term is defined in Regulation S of the Securities Act. Any failure to comply with these restrictions may constitute a violation of U.S. securities laws. The distribution of this document in other jurisdictions may also be restricted by law, and persons into whose possession this document comes should inform themselves about, and observe, any such restrictions.

This document is an advertisement and is not a prospectus for the purposes of the Prospectus Directive. A prospectus prepared pursuant to the Prospectus Directive is intended to be published, which, if published, can be obtained in accordance with applicable rules of the Prospectus Directive. Investors should not subscribe for any securities referred to in this document except on the basis of the information contained in the prospectus relating to the securities. The expression "Prospectus Directive" means Directive 2003/71/EC (and amendments thereto, including Directive 2010/73/EU, to the extent implemented in any relevant Member State) and includes any relevant implementing measure in the relevant Member State.

This document is only being distributed to and is only directed at (i) persons who are outside the United Kingdom or (ii) to investment professionals falling within Article 19(5) of the Financial Services and Markets Act 2000 (Financial promotion) Order 2005 (the "Order") or (iii) high net worth entities, and other persons to whom it may lawfully be communicated, falling within Article 49(2)(a) to (d) of the Order or (iv) persons to whom any invitation or inducement to engage in investment activity can be communicated in circumstances in which section 21(1) of the Financial Services and Markets Act 2000, as amended (the "FSMA") does not apply (all such persons together being referred to as "relevant persons"). Any securities described herein are only available to, and any invitation, offer, or agreement to subscribe, purchase or otherwise acquire such securities will be engaged in only with, relevant persons.

Any person who is not a relevant person should not act or rely on this document or any of its contents. Information in this presentation is not an offer, or an invitation to make offers, sell, purchase, exchange or transfer any securities in Russia or to or for the benefit of any Russian person and does not constitute an advertisement or offering of securities in Russia within the meaning of Russian securities laws and must not be passed on to third parties or otherwise be made publicly available in Russia. The securities have not been and will not be registered in Russia or admitted to "placement" and/or "public circulation" in Russia. The securities are not intended for "placement" or "circulation" in Russia, except and to the extent permitted by Russian law.

## Forward-looking statements

Certain statements in this presentation are not historical facts and are "forward-looking". Examples of such forward-looking statements include, but are not limited to: projections or expectations of revenues, income (or loss), earnings (or loss) per share, dividends, capital structure or other financial items or ratios; statements of our plans, objectives or goals, including those related to products or services; statements of future economic performance; and statements of assumptions underlying such statements. Words such as "believes", "anticipates", "expects", "estimates", "intends", "plans", "outlook" and similar expressions are intended to identify forward-looking statements but are not the exclusive means of identifying such statements.

By their very nature, forward-looking statements involve inherent risks and uncertainties, both general and specific, and risks exist that the predictions, forecasts, projections and other forward-looking statements will not be achieved. You should be aware that a number of important factors could cause actual results to differ materially from the plans, objectives, expectations, estimates and intentions expressed in such forward-looking statements. You should therefore carefully consider the foregoing factors and other uncertainties and events, especially in light of the political, economic, social and legal environment in which we operate. Such forward-looking statements speak only as of the date on which they are made, and we do not undertake any obligation to update or revise any of them, whether as a result of new information, future events or otherwise. We do not make any representation, warranty or prediction that the results anticipated by such forward-looking statements will be achieved, and such forward-looking statements represent, in each case, only one of many possible scenarios and should not be viewed as the most likely or standard scenario.

## BASIC HIGHLIGHTS



# FY 2018 KEY FINANCIAL HIGHLIGHTS



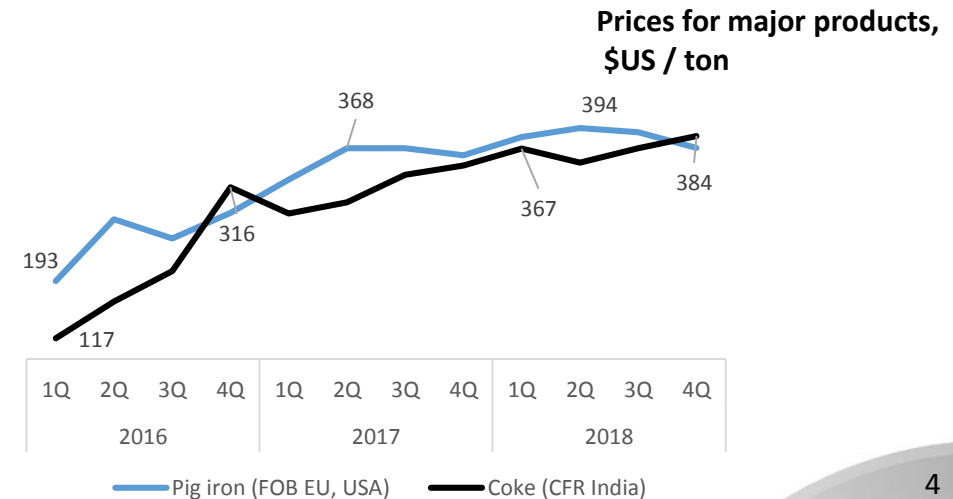
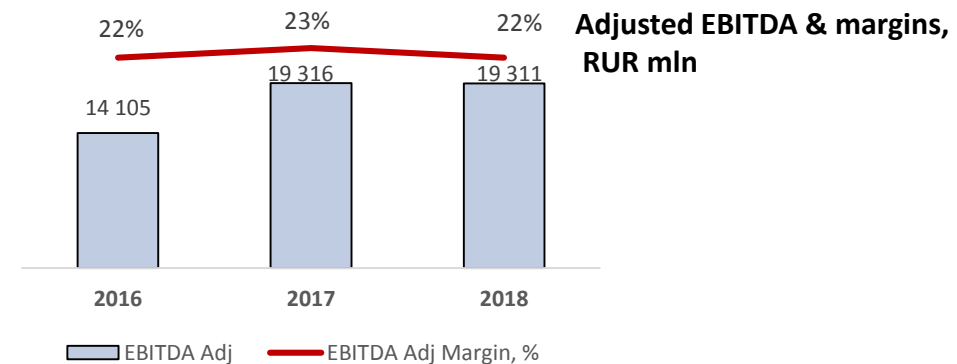
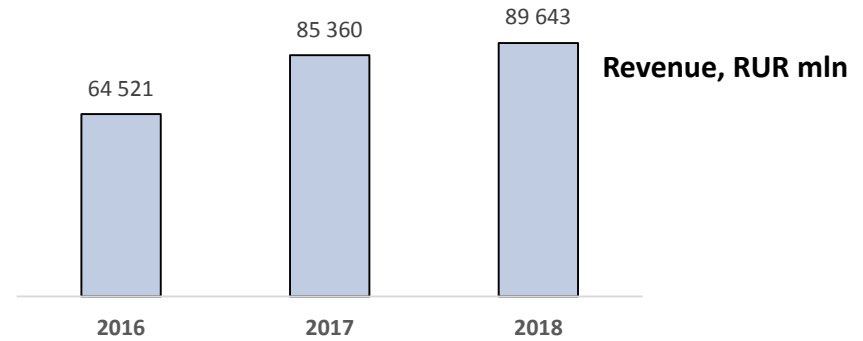
## IFRS financial highlights, RUB mln

	2018	2017	Change,%
<b>Revenue</b>	<b>89,643</b> 🏆	<b>85,360</b>	<b>5</b>
Cost of sales	(64,406)	(57,375)	12
<b>EBITDA</b>	<b>16,964</b>	<b>17,068</b> 🏆	<b>(1)</b>
EBITDA margin, %	19	20	-
<b>Adjusted EBITDA LTM*</b>	<b>19,311</b>	<b>19,316</b>	<b>-</b>
Adj. EBITDA margin, %	22	23	-
<b>Profit for the period</b>	<b>1,296</b>	<b>7,599</b>	<b>(83)</b>
Profit margin, %	1	9	-
<b>Capex</b>	<b>9,300</b>	<b>10,165</b>	<b>(9)</b>
<b>Total Debt</b>	<b>73,228</b>	<b>59,015</b>	<b>24</b>
Short term debt	4,469	10,769	<b>(59)</b>
Cash & equivalents	11,522	8,978	28
<b>Net Debt</b>	<b>61,706</b>	<b>50,037</b>	<b>23</b>
<b>Net Debt/ Adjusted EBITDA</b>	<b>3.2x</b>	<b>2.6x</b>	<b>-</b>
<b>Net cash from operating activities</b>	<b>16,568</b> 🏆	<b>12,501</b>	<b>33</b>
Free cash flow	7,268	2,336	211

🏆 - Historical record

\*Adjusted (loan covenant) EBITDA is calculated as earnings before income tax, interest expense, exchange gain/loss, depreciation, amortization, impairment and other non-cash items

\*\* As at December 31, 2018.

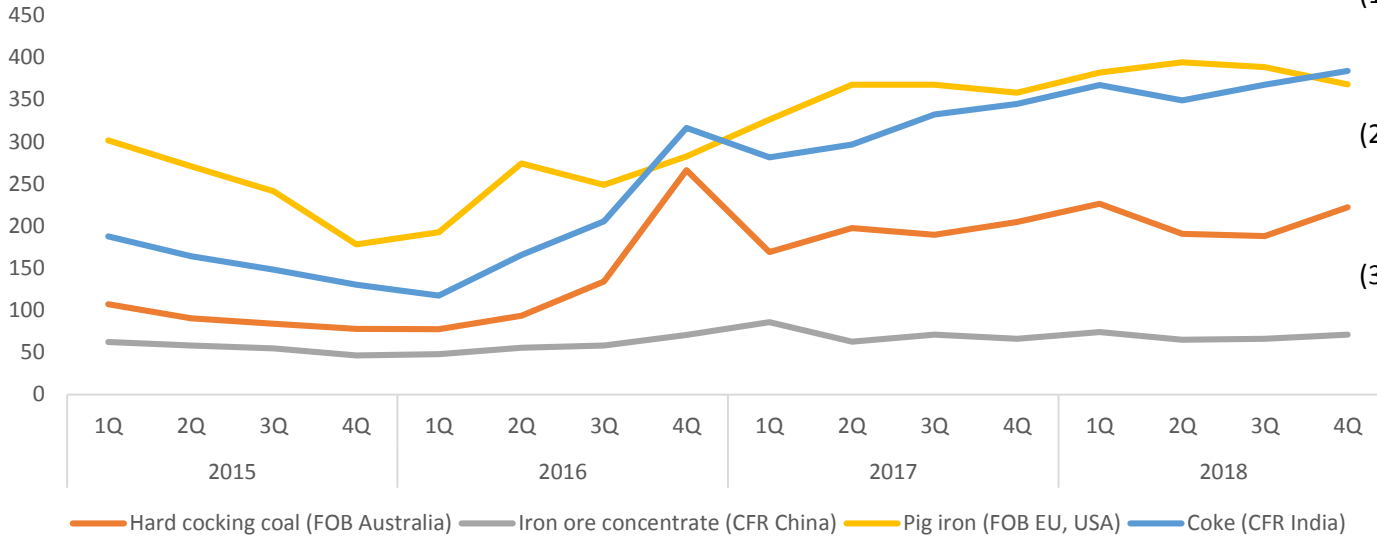


Source: SBB, Metal Courier

# MAIN PRICING DRIVERS IN 2018



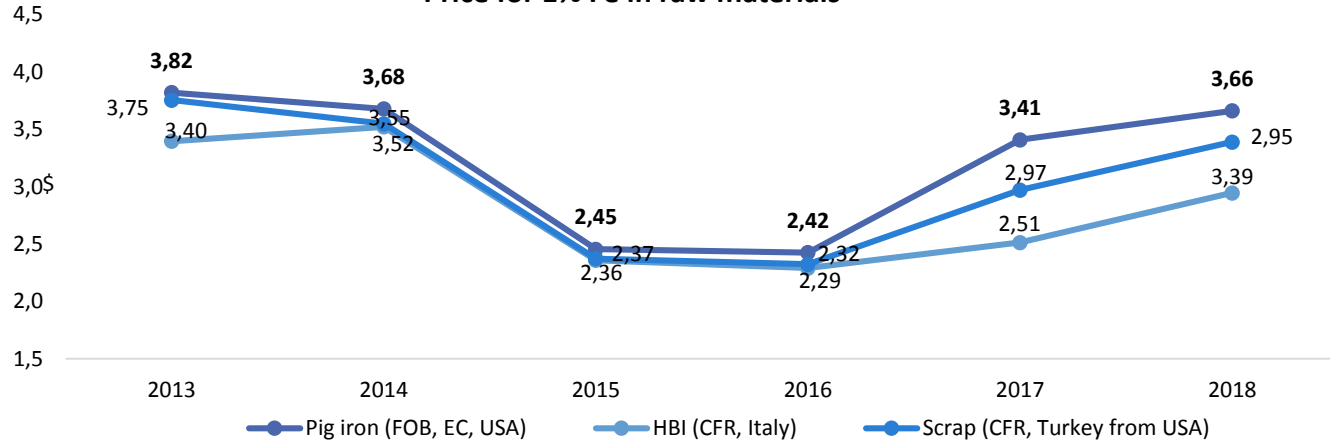
## 2018 price trends



## General growth trend is based on the following:

- (1) USA: Pig iron consumption from the side of EAF-plants supported by the Article 232 of the US Trade Legislation adopted in the beginning of 2018
- (2) Europe: Foundry industry as a major consuming sector generated stable demand in 2018 supported by the general economic stability in the region.
- (3) China: Strict environmental regulations resulted in limitation or complete ban for operations of old small blast furnaces and BOFs. Besides, easier governmental approvals for environmentally friendly technologies provided a good basis for new investments into EAF-based capacities in China as a more environmentally friendly way for steel production supporting strong demand for merchant pig iron as one of the most important raw materials for this steel-making process.
- (4) India: The most positive dynamics of the steel sector is in place due to several large infrastructural projects as well as fast developing house building, machine building and automotive industries. Currently India consumes large portion of coke produced by IMH.
- (5) World: Trade war expectations in USA and China resulted in limited economic activity in the two world largest steel markets but in 2019 the situation may ease since both countries are striving to reach agreement.

## Price for 1% Fe in raw materials

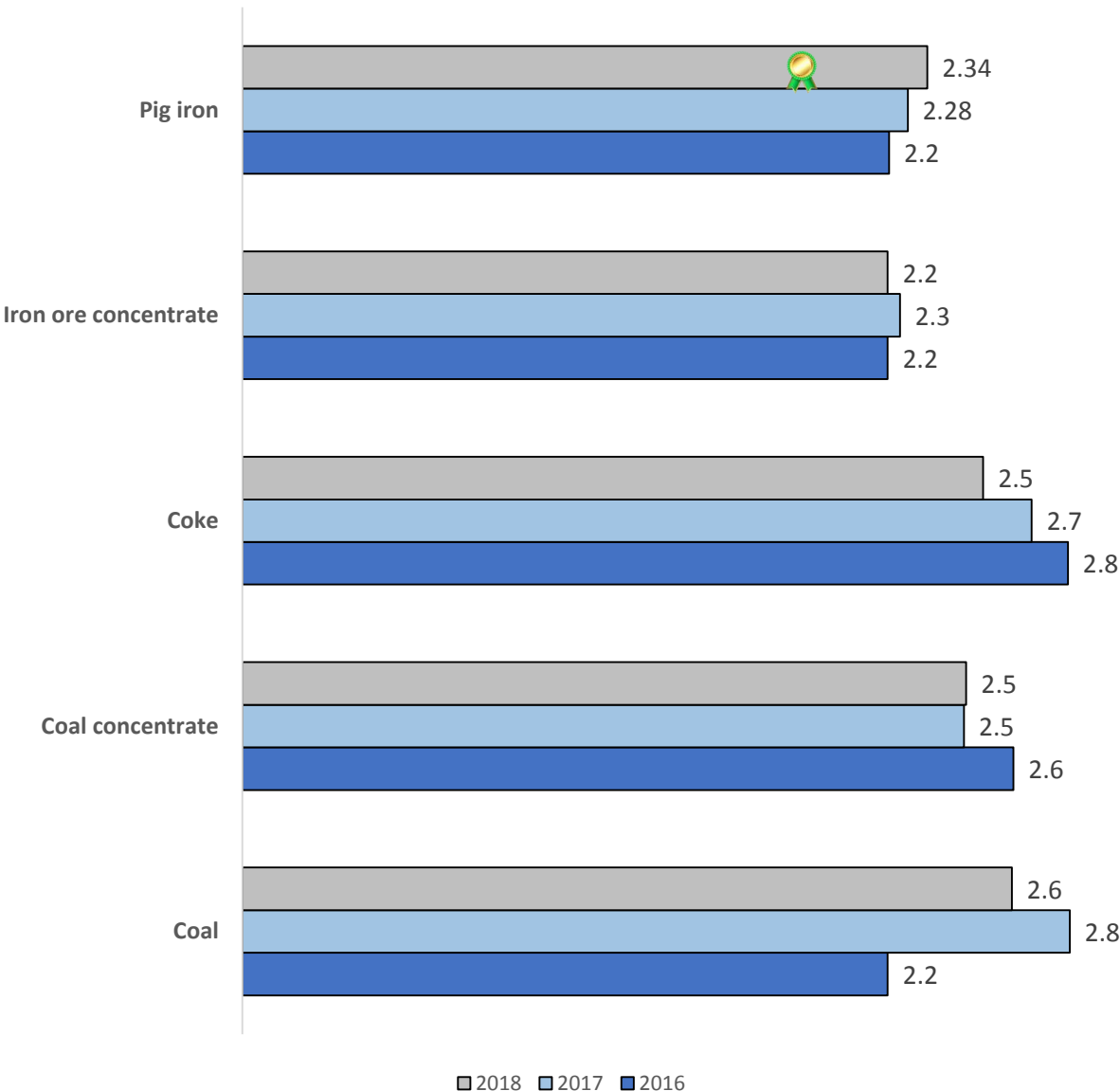


OPERATIONAL RESULTS



# PRODUCTION VOLUMES

mln t



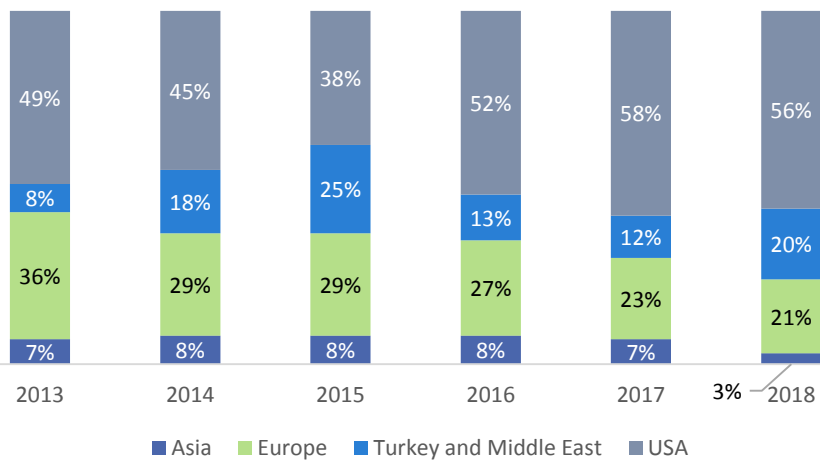
- **Record-high pig iron production for the whole history working with two blast furnaces achieved in 2018.** This was the result of higher production efficiency upon completion of maintenance at blast furnaces № 2 and 3 and full ramp-up of desulphurization station.
- Optimization of technological processes at Tulachermet resulted in lower coke consumption and thus improvement of economic efficiency of the plant.
- Reduced ash content in the coal extracted from own mines. Butovskaya mine achieved 9% decrease of ash content.
- Better washing yield which was 2% higher year-on-year at the Berezovskaya washing plant and the increased share of own coal processing.
- Reduced coke output on the back of changes in main supply routes and testing of new logistics in 2Q 2018.
- Iron ore concentrate production slightly decreased on the back of lower consumption volumes from Tulachermet which was a result of the scheduled maintenance at the sinter machine № 2.



Historical record



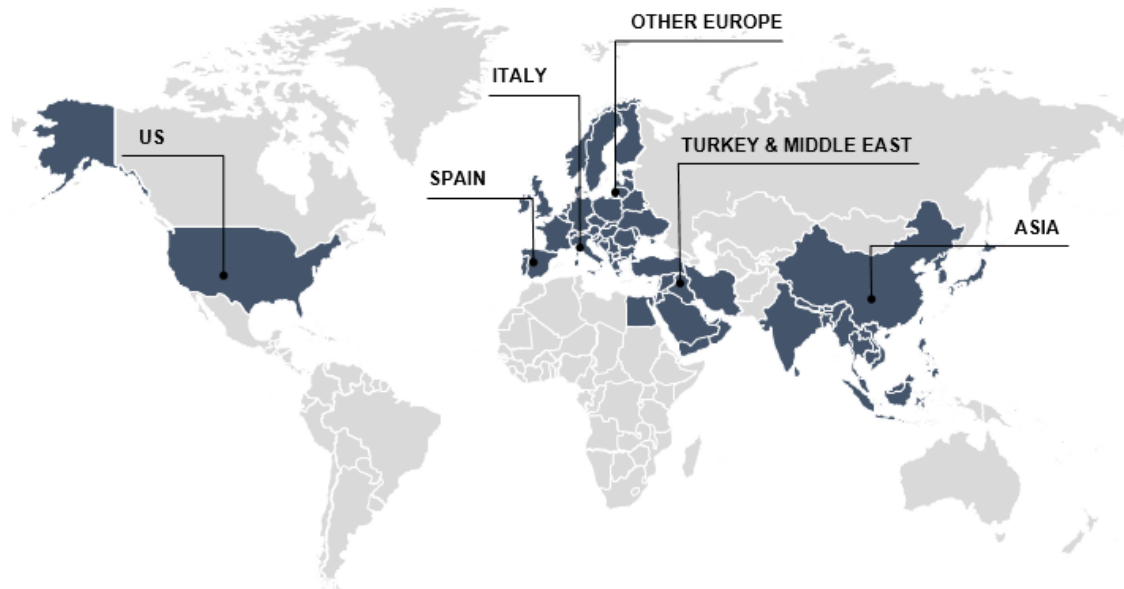
### IMH pig iron export sales<sup>(1)</sup>



Pig iron of IMH is a preferable product due to the low contents of sulfur and phosphorus.

Advantageous location of Tulachermet allows to achieve higher pricing in Northern EU

### IMH key export markets (merchant pig iron)



### Key customers in 2018 (merchant pig iron)

Traders – 74%

End users – 26%

**Traders (74%):** AVEKS, F.W. HEMPEL & CO. (Erze und Metalle), funsider, Techservice, MACSTEEL, Scandinavian Steel, C.M.S., PB (1907).

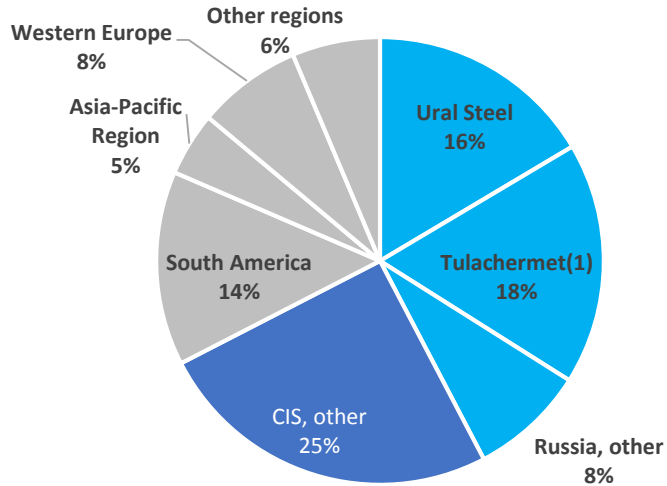
**End users (26%):** North Star, BlueScope, B.M.W., BRS (BIG RIVER STEEL), GREDE (Casting Integrity), GALLATIN STEEL, Saudi Arabian Ductile, Steel Dynamics (Flat Roll Group Columbus Division), PEUGEOT, Audi.

(1) Share in pig iron export sales by volume through trader's data



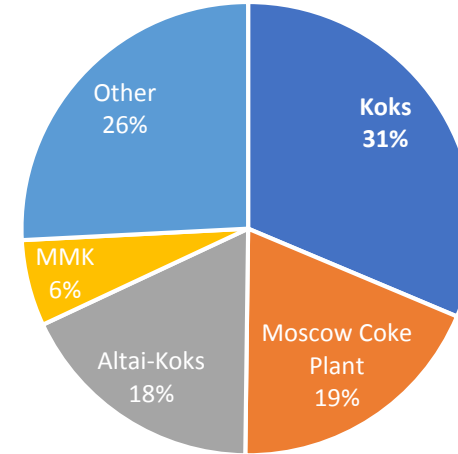


## Merchant pig iron global market\*, main participants



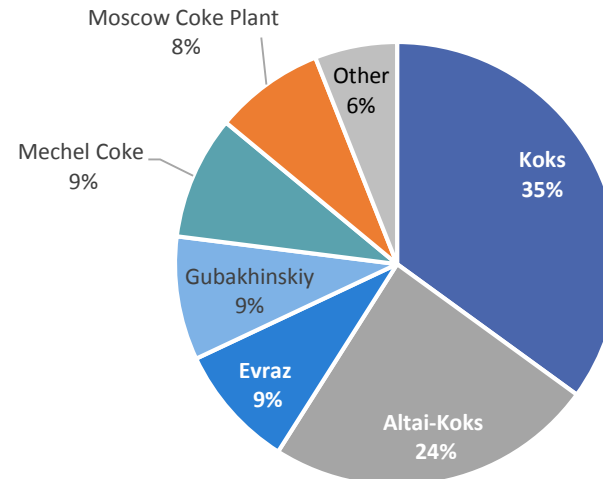
(1) Pig iron export sales data include sales of trading companies

## IMH is the leader among Russia's merchant coke exporters



\* According to Metal Expert, world merchant pig iron seaborne market in 2018 accounted for around 12 Mt

## IMH is the main supplier of merchant coke from Russia in 2018



- Pig iron is an essential additive to raw material for high-quality steel production with no adequate substitute product
- Russian share of the global merchant pig iron market is 42% with only two strong suppliers including IMH
- Other suppliers of merchant pig iron are unable to meet the demand sustainably on the back of numerous closures both connected with bankruptcies during the times of low demand (Brazil) and environmental protection initiatives (China and Europe)

# CONSISTENT COST CONTROL POLICY IN 2014 – 2018



- IMH has been consistently pursuing the policy of cost reduction and operating efficiency maximization
- The Company implemented a number of initiatives in order to enhance operating performance, including optimization of asset portfolio and headcount as well as projects aimed to increase self-sufficiency in power and introduce lean management program



### Asset portfolio optimization

- Several underperforming assets sold or closed
- Gradual ramp up of high-quality mines and ash content optimization program improved financial performance of the Coal segment
- New highly profitable innovative products implemented

---

#### Portfolio management results

- Inefficient mines closed
- IMT (Swiss trader) terminated

### Headcount optimization

- IMH targets gradual optimization of the Group headcount and increase of productivity
- The number on employees increased due to launch of new production facilities

---

#### Headcount stabilization

Total number of employees

Year	Total number of employees
2014	14064
2015	14273
2016	14748
2017	17220
2018	17727

### Power

- IMH aims to reach high level of captive power co-generation at its major producing assets
  - Tulachermet blast-furnace power co-generation – 86 MW in 2016 (100% self-sufficiency)
  - Kemerovo coking plant reached 82% self-sufficiency in 2018

---

#### Growing power self-sufficiency at key facilities

Facility	Year	Self-sufficiency
Tulachermet	2014	95%
	2015	100%
	2016	>100%
Koks	2014	0%
	2018	82%

### Lean management

- In 2014, IMH introduced a total optimization program and some other lean techniques like 5S
- Employees are encouraged to contribute ideas on how to increase the operating efficiency of the Group

---

#### Lean effect

Total optimization project economy effect in 2018:  
RUR 1.5 billion in 12 months terms

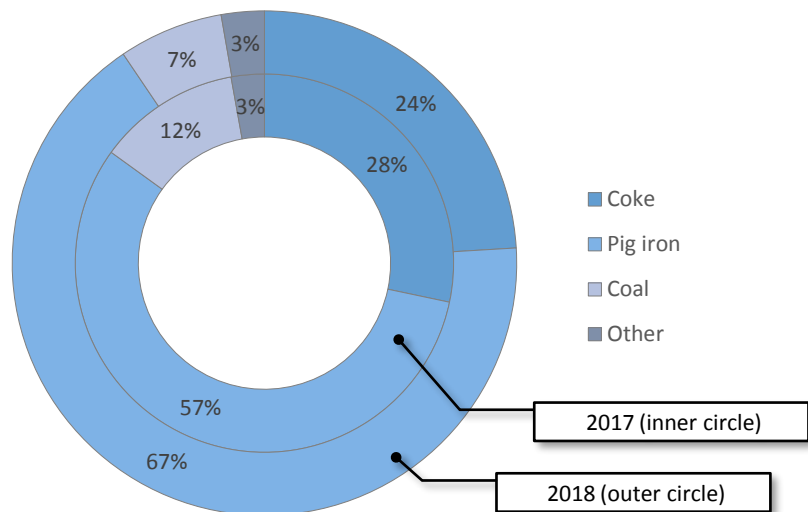
# FY 2018 Financial performance



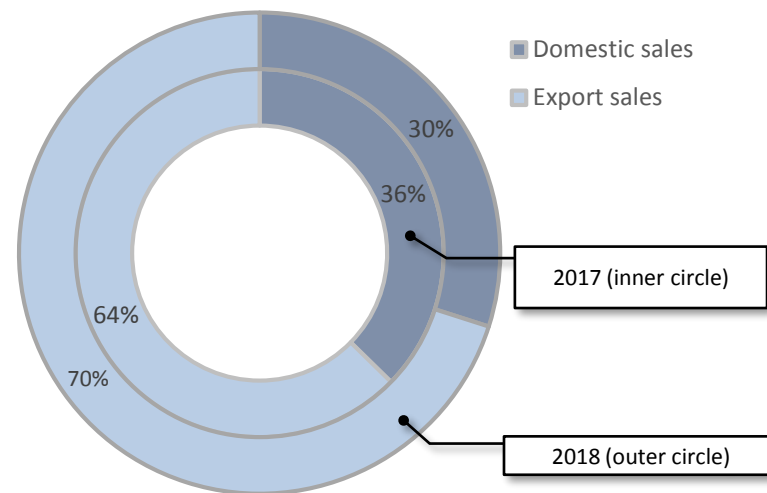
# REVENUE & COGS COMPOSITION



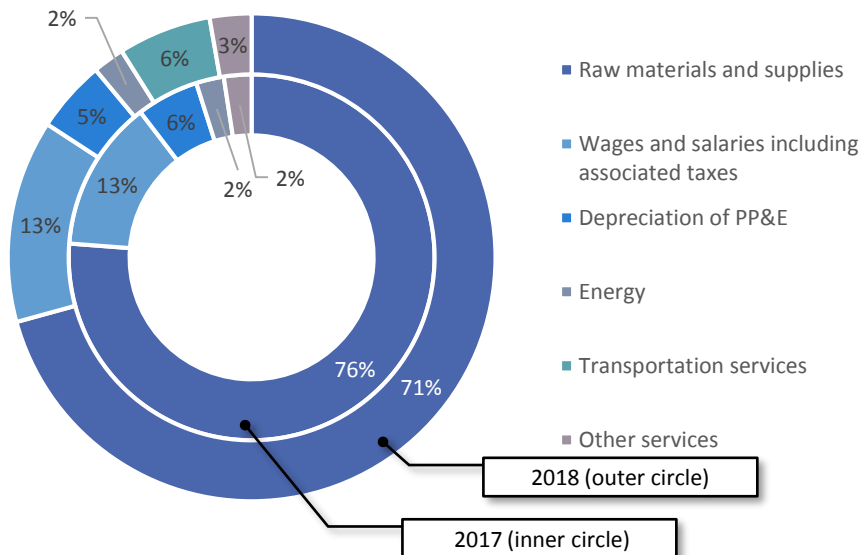
## Revenue by product



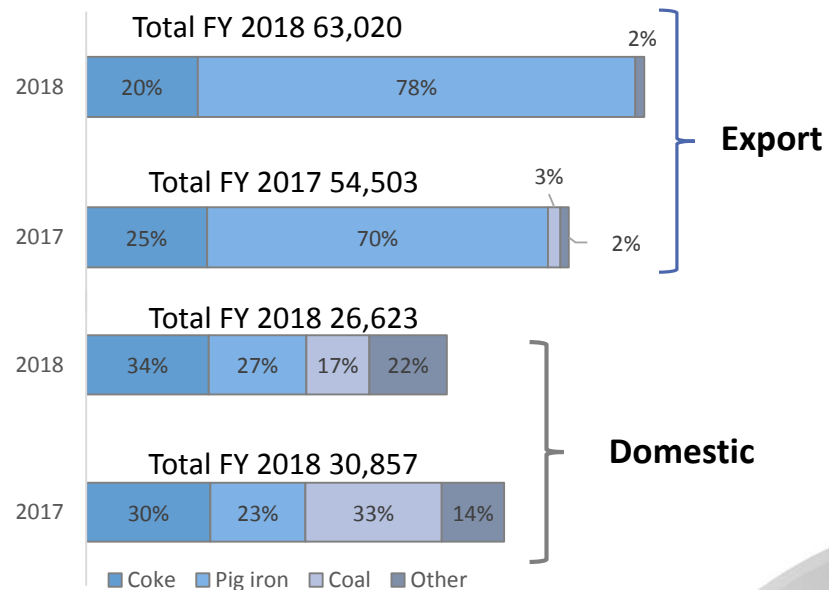
## Revenue by area



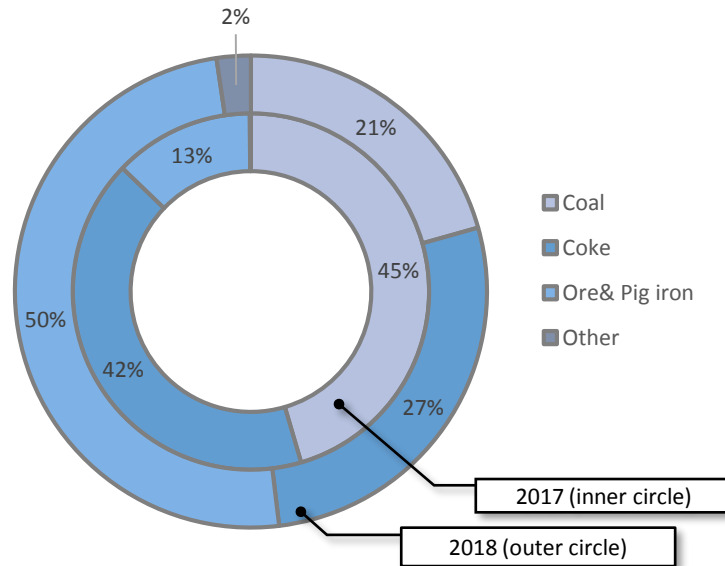
## Cost of sales breakdown



## RUR mln



# EBITDA COMPOSITION

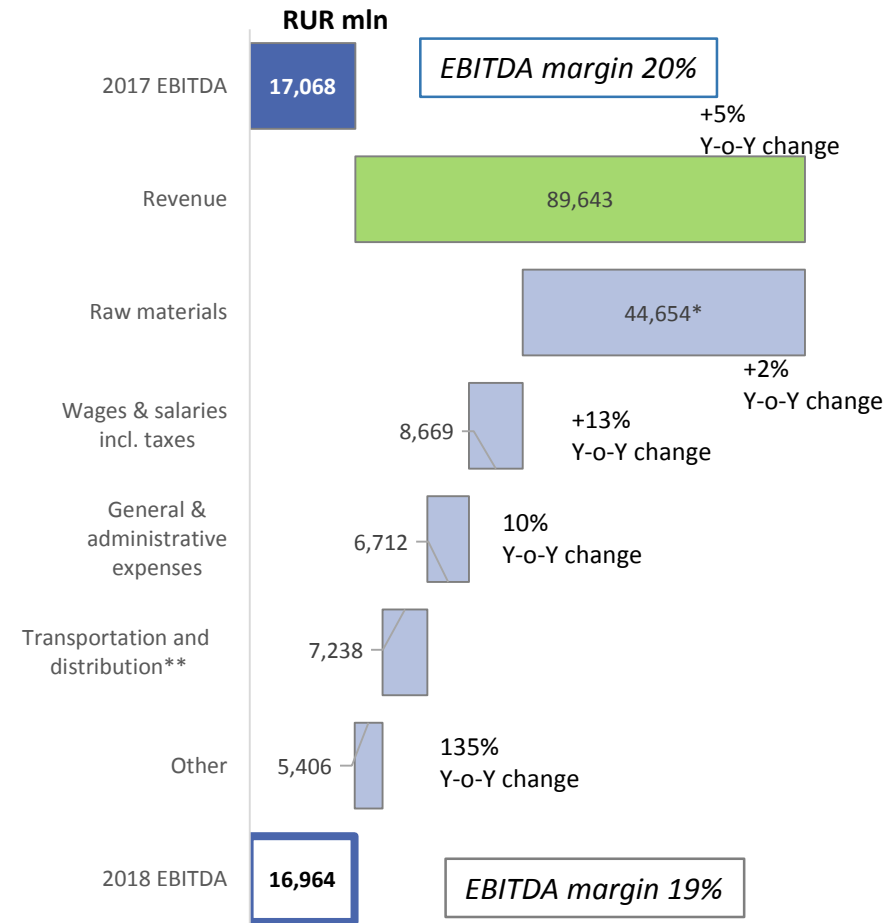


EBITDA by segment, RUR mln	2018	2017	Change, %
Coal	3,501	7,758	(55)
Coke	4,657	7,122	(35)
Ore & Pig iron	8,410	2,171	287
Other	396	17	2229
<b>Total</b>	<b>16,964</b>	<b>17,068</b>	<b>(1)</b>

Revenue and EBITDA of the Ore & Pig iron segment was record high due to:

- high demand at the USA market
- record high production level
- growing production efficiency of Tulachermet
- favorable RUR/USD exchange rate

## EBITDA y-o-y change



\*Changes in finished goods and work in progress included

\*\* included in cost of sales and distribution costs

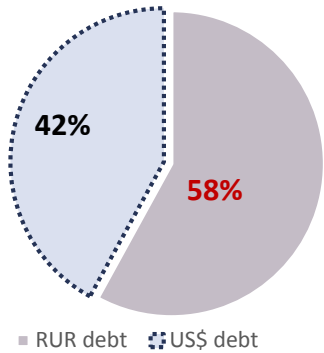
# TRANSITION FROM SHORT-TERM LOANS TO LONG-TERM LOANS\*



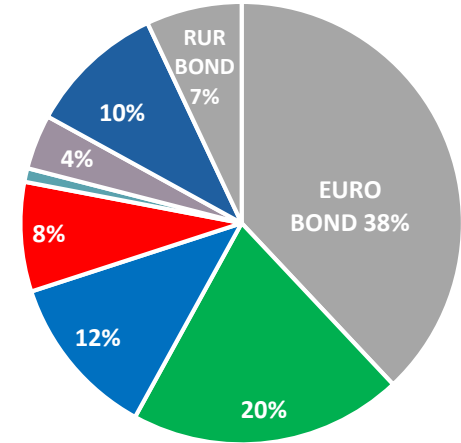
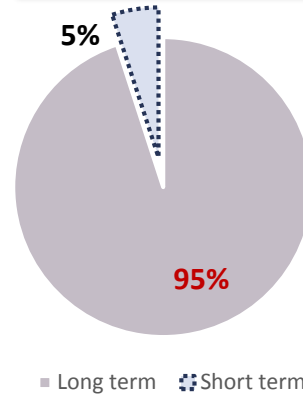
## Debt by currencies and maturity\*\*

## Debt portfolio by sources, % \*\*

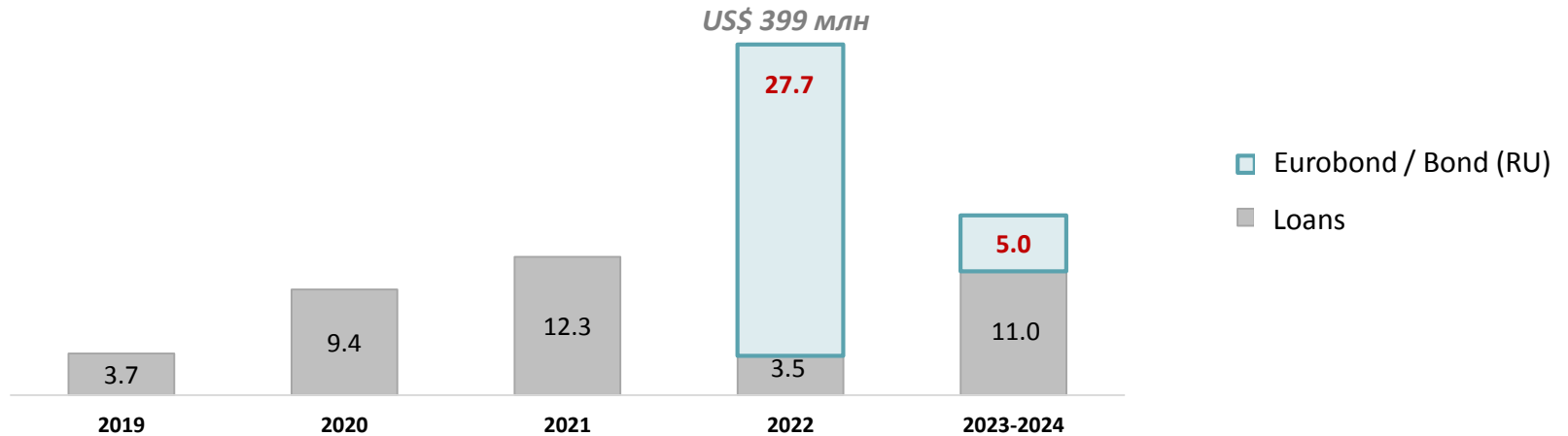
### Currency



### Maturity



## Debt maturity schedule 2019-2024, RUR billion



AVAILABLE UNDRAWN CONFIRMED LIMITS – RUR 46,302 MILLION

\* Data on 31 December 2018  
 \*\* Data by management accounts

# Appendix





**Fitch**  
Ratings

**B**

**(stable)**

May 2018

«Diminished liquidity risk following placement of USD500 million 7.75% notes\* due 2022. Liquidity ratio improved to well above 2x, a level more commensurate with the current rating level. Debt repayments remain at manageable levels of around RUB 2 billion in 2017 and RUB 9 billion in 2018»

– *Fitch Ratings*

June 2017

**MOODY'S**

**B2** 

**(positive)**

June 2018

«Vertical integration supports capacity utilization through the cycle. Financial metrics will continue to improve. Coal production will double in two years. liquidity is sufficient to cover the company's debt maturities and other obligations until at least the end of 2018».

– *Moody's Investors Service*

June 2017

**STANDARD**  
&**POOR'S**

**B**

**(stable)**

May 2018

«Upgrade reflects our view on improved liquidity and capital structure. The company's short-term debt maturities declined to RUB 5 billion (about \$83 million) from over RUB 17 billion (over \$290 million). We also recognize solid operating and financial performance and further improvement in credit metrics».

– *Standard & Poor's*

July 2017

\*Actual interest rate of the notes is 7.5%



**(stable)**

«As the agency rated the market and competitive positions, it took account of the fact that the company is the largest supplier of commercial pig iron with a share of about 16% in 2017».

– *National rating from Expert RA*



Industrial metallurgical holding  
Management company

115419, Moscow, Russia  
2<sup>nd</sup> Verkhniy mikhailovskiy proezd, 9

Sergey Frolov  
Vice president, strategy & communications

Tel.: +7 (495) 725-56-80 #156  
[frolov@metholding.com](mailto:frolov@metholding.com)  
[www.metholding.ru](http://www.metholding.ru)